

SYNTHESIS, CHARACTERIZATION AND ANTIBACTERIAL EVALUATION OF BIS-PYRAZOLES USING 1-P- TOLYLPYRROLIDINE-2, 5-DIONE

S. S. Patole*¹ and Dr. S. S. Rajput²

¹Department of Chemistry S.S.V.P'S College Shindkheda, Dist-Dhule (Maharashtra).

²Department of Chemistry S.V.S'S Dadasaheb Rawal College Dondaicha (Maharashtra).

Article Received on
12 January 2018,

Revised on 01 Feb. 2018,
Accepted on 22 Feb. 2018,

DOI: 10.20959/wjpr20185-11276

*Corresponding Author

S. S. Patole

Department of Chemistry

S.S.V.P'S College

Shindkheda, Dist-Dhule

(Maharashtra).

ABSTRACT

In the present work we have used the green and efficient synthesis for new series of bis-pyrazoles derivatives from 1-p-tollylpyrrolidine-2,5-dione under microwave irradiation. The 1-p-tollylpyrrolidine-2,5-dione was synthesized from succinic acid and p-toludine using thionyl chloride. The cyclic imides condensed with substituted aromatic aldehydes using solid support neutral Al_2O_3 in microwave. The resulting chalcone derivative underwent ring closer with phenyl hydrazine in presence of neutral Al_2O_3 under microwave irradiation afforded bis-pyrazole derivatives. All pyrazole derivatives were characterized by spectral and elemental analysis and these derivatives

were screened for their antibacterial activity.

KEYWORDS: 1-p-tollyl pyrrolidin e -2,5-dione, phenyl hydrazine.

INTRODUCTION

Pyrazole is important class of nitrogen containing five member heterocyclic compound containing two nitrogen atoms in their ring structure make them biologically important and versatile heterocycle^[1] which found to have power over Photoluminescence.^[2] It has Hypertensive activity^[3], Anticonvulsant activity^[4], Some of its derivatives are act as anti-oxidant agent.^[5] The different substituent's assemble on nitrogen atom of pyrazoles affords biologically important molecule which found to possess PGE2 inhibitory properties.^[6] Some of the derivatives of pyrazole molecules are important in the field of medicine and these have Antimicrobial and antitubercular activities^[7], Antimalarial and anti-leishmanial activity^[8],

Antidepressant and anticonvulsant activity^[9], Antihelminial^[10], Antibacterial activities^[11], Antitubercular agent^[12], Antidepressant activities^[13], and Anti-cancer activity.^{[14][15]} The compound incorporated with pyrazole moiety is act as Anti-fungal agent.^[16] By taking in to account all these incredible applications of pyrazole we have synthesized bis-N-phenyl substituted pyrazole from cyclic imides. The cyclic imides^[17] are also biologically and chemically imperative molecule and It is used to synthesize bis-heterocyclic chalcone^[18-19] the chalcone is an important synthon for synthesizing various heterocyclic compounds in this view we devise an environmental friendly method of synthesis of bis-N-phenyl substituted pyrazoline derivatives from 1-p-tolylpyrrolidine-2, 5-dione.

MATERIAL AND METHOD

Experimental

All chemicals used in the present work are of synthetic grade. The melting points were taken in to open capillaries and are uncorrected. The I.R spectra were recorded on FTIR shimadzu spectrophotometer using KBr disc method. The ¹H NMR spectra were recorded on Bruker mx-500 MHz in DMSO d₆. The chemical shift was recorded in δ unit relative to TMS as internal standard. All the compounds synthesized by using domestic microwave oven in hours. All reactions were executed in solid phase solvent free synthesis. The reaction was monitored by thin layer chromatography by using pre-coated silica gel aluminum plates and mixture of n-hexane: ethyl acetate 6:4 proportion was used as mobile phase. The identification of spots was done by visualizing plate in U.V chamber

General Procedure for Synthesis of Chalcone

The 0.1 mole of cyclic amide **1** taken in 100 ml borosilicate glass beaker then add 0.2 moles of substituted benzaldehydes **2a-e** in beaker in presence of 2 gm of neutral alumina then irradiated in microwave oven at 450 MHz power for 3 to 4 min thus yellow colored fused solid derivatives of chalcone **3a-e** are obtained and recrystallised it from ethyl alcohol.

(3Z,4Z)-3,4-bis(2-hydroxybenzylidene)-1-p-tolylpyrrolidine-2,5-dione(3a): M F: C₂₅H₁₉NO₄; M W: 397.42; Anal Cal.: C, 75.55; H, 4.82; N, 3.52; O, 16.10; Found: C, 75.15; H, 4.22; N, 3.72; O, 16.30; FTIR (KBr, cm⁻¹): 1705 (C=O), 3368 (-OH), 2937(-CH₃), 1611(C=C); ¹H NMR (500 MHz, DMSO d₆, δ ppm): 2.40 (s, 1H, CH₃), 5.1(s, 1H, -OH), 7.31-7.17(m, 6H, Ar-H and =CH).

(3Z,4Z)-3,4-bis(3-nitro benzylidene)-1-p-tolylpyrrolidine-2,5-dione(3b): MF: C₂₅H₁₇N₃O₆; M W: 455.42; Anal Cal.: C, 65.93; H, 3.76; N, 9.23; O, 21.08; Found: C, 65.33; H, 3.21; N, 9.53; O, 21.28; FTIR (KBr, cm⁻¹): 2937(-CH₃), 1705 (C=O), 1611(C=C) 1345 (Ar-NO₂); ¹H NMR (500 MHz, DMSO d₆, δ ppm): 2.40 (s, 1H, CH₃), 8.47-6.67(m, 6H, Ar-H and =CH).

(3Z,4Z)-3,4-bis(2-chlorobenzylidene)-1-p-tolylpyrrolidine-2,5-dione(3c)

MF: C₂₅H₁₇Cl₂NO₂; M W: 434.31; Anal Cal.: C, 69.14; H, 3.95; Cl, 16.33; N, 3.23; O, 7.37; Found: C, 69.34; H, 3.86; Cl, 16.43; N, 3.63; O, 7.57; FTIR(KBr, cm⁻¹): 1705 (C=O), 2937(-CH₃), 713 (C-Cl), 1611(C=C); ¹H NMR (500 MHz, DMSO d₆, δ ppm): 2.40 (s, 1H, CH₃), 7.40-7.12(m, 6H, Ar-H and =CH).

(3Z,4Z)-3,4-bis(4-methoxybenzylidene)-1-p-tolylpyrrolidine-2,5-dione(3d): M F:

C₂₇H₂₃NO₄ M W: 425.48; Anal Cal.: C, 76.22; H, 5.45; N, 3.29; O, 15.04; Found: C, 76.42; H, 5.75; N, 3.59; O, 15.24; FTIR (KBr, cm⁻¹): 1705 (C=O)-, 2937(-CH₃), 1178 (C-O ether) 1611(C=C); ¹H NMR (500 MHz, DMSO d₆, δ ppm): 2.40 (s, 1H, CH₃), 3.7(s, 3H, -OCH₃), 8.22-6.43(m, 6H, Ar-H and =CH).

(3Z,4Z)-3,4-bis(4-methylbenzylidene)-1-p-tolylpyrrolidine-2,5-dione(3e): M. F:

C₂₇H₂₃NO₂ M W: 393.48; Anal Cal.: C, 82.42; H, 5.89; N, 3.56; O, 8.13; Found: C, 82.62; H, 5.69; N, 3.76; O, 8.43; FTIR (KBr, cm⁻¹): 1705 (C=O), 2937(-CH₃), 1611(C=C); ¹H NMR (500 MHz, DMSO d₆, δ ppm): 2.40 (s, 1H, CH₃), 8.22-6.43(m, 6H, Ar-H and =CH).

General Procedure for Synthesis of phenyl substituted pyrazoline

The 0.1 mole of chalcone 3a-e and 0.2 mole of phenyl hydrazine 4 taken in 100 ml borosilicate glass beaker in presence of 2 gm of neutral alumina then irradiated in microwave oven at 450 MHz power for 3 to 4 min thus brown colored fused solid derivatives of phenyl substituted pyrazoline 5a-e are obtained and recrystallised it from ethyl alcohol.

2,2'-(2,5-diphenyl-7-(p-tolyl)-3,3a,3b,4,5,7-hexahydro-2H-pyrrolo[2,3-c:5,4-

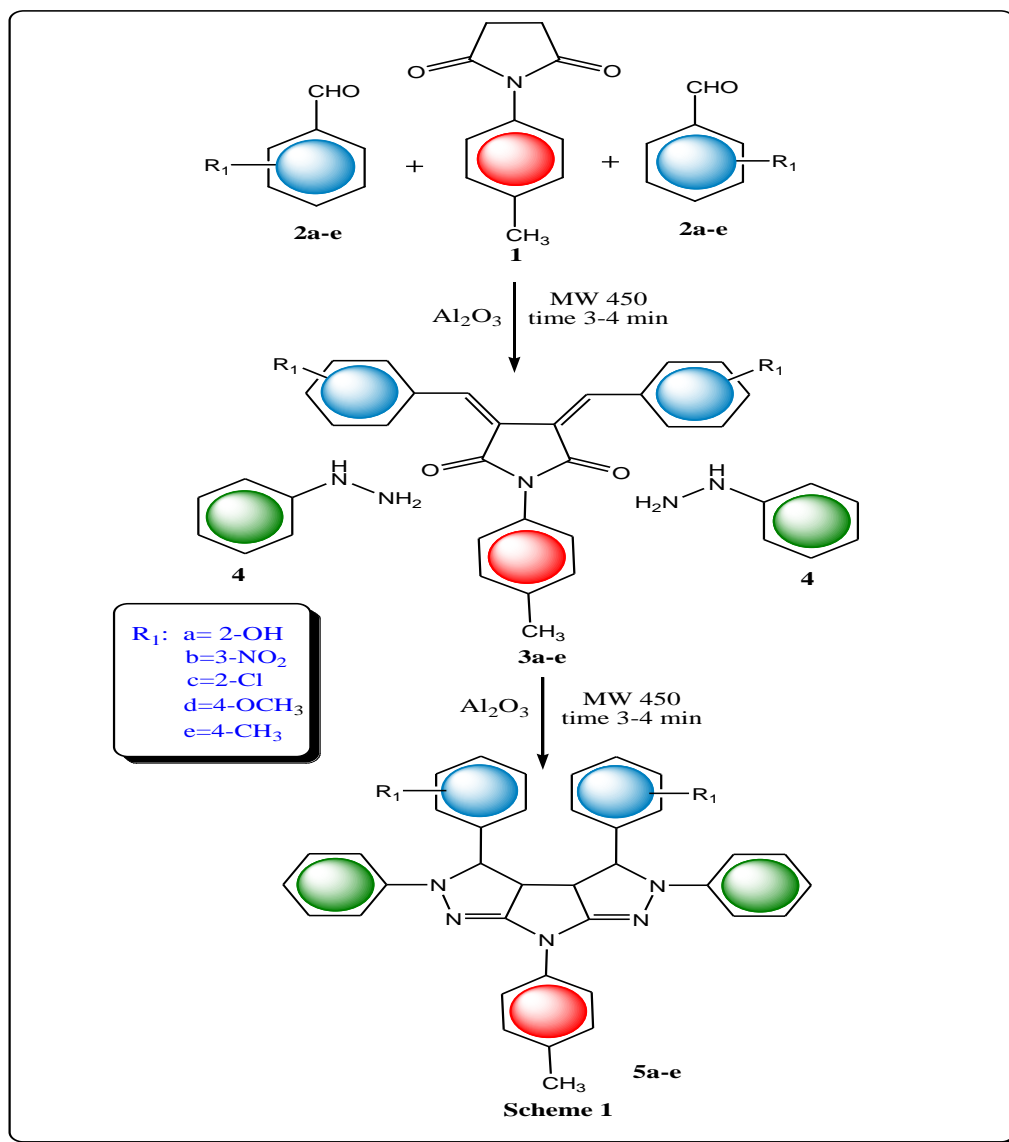
c']dipyrazole-3,4-diyl)diphenol (5a): Brown solid, M. F: C₃₇H₃₁N₅O₂; M P (⁰C): 80-85; Anal Cal.: C, 76.93; H, 5.41; N, 12.12; O, 5.54; Found: C, 76.33; H, 5.81; N, 12.42; O, 5.74; FTIR (KBr, cm⁻¹): 1498.69 (C=N), 3464.15 (-OH), 3045.60 (-CH₃, Ar-CH₃), 1600.92 (Ar, C=C); ¹H NMR (500 MHz, DMSO d₆, δ ppm): 2.3 (s, 3H, CH₃), 2.5 (d, 1H, -CH pyrazole), 3.4 (d, 1H, -CH pyrazole), 7.6-6.7 (m, 11H, Ar-H), 10.2 (s, 1H, CH₃).

3,4-bis(3-nitrophenyl)-2,5-diphenyl-7-(p-tolyl)-3,3a,3b,4,5,7-hexahydro-2H-pyrrolo[2,3-c:5,4-c']dipyrazole (5b): Radish brown solid, M. F: C₃₇H₂₉N₇O₄; M P (°C): 105-108; Anal Cal.: C, 69.91; H, 4.60; N, 15.42; O, 10.07; Found: C, 69.71; H, 4.80; N, 15.82; O, 10.27; FTIR (KBr, cm⁻¹): 1517.93 (C=N), 2931.80 (-CH₃, Ar-CH₃), 1394.54 (Ar-NO₂); ¹HNMR (500 MHz; DMSO d₆; δ ppm): 2.3 (s, 3H, CH₃), 2.5 (d, 1H, -CH pyrazole), 3.4 (d, 1H, -CH pyrazole), 7.3-7.1 (m, 11H, Ar-H).

3,4-bis(2-chlorophenyl)-2,5-diphenyl-7-(p-tolyl)-3,3a,3b,4,5,7-hexahydro-2H-pyrrolo[2,3-c:5,4-c']dipyrazole (5c): Radish crystals; M.F: C₃₇H₂₉Cl₂N₅; M P (°C): 98; Anal Cal.: C, 72.31; H, 4.76; Cl, 11.54; N, 11.40; Found: C, 72.79; H, 4.36; Cl, 11.87; N, 11.83; FTIR (KBr, cm⁻¹): 1498.69 (C=N), 2945.60 (-CH₃, Ar-CH₃), 758.12 (Ar-Cl), 1600.92 (Ar, C=C); ¹HNMR (500 MHz; DMSO d₆; δ ppm): 2.3 (s, 3H, CH₃), 2.5 (d, 1H, -CH pyrazole), 3.4 (d, 1H, -CH pyrazole), 7.8-7.1 (m, 11H, Ar-H).

3,4-bis(4-methoxyphenyl)-2,5-diphenyl-7-(p-tolyl)-3,3a,3b,4,5,7-hexahydro-2H-pyrrolo[2,3-c:5,4-c']dipyrazole (5d): Brown solid; M.F: C₃₉H₃₅N₅O₂; M P (°C): 134; Anal Cal.: C, 77.33; H, 5.82; N, 11.56; O, 5.28; Found: C, 77.53; H, 5.68; N, 11.86; O, 5.78; FTIR (KBr, cm⁻¹): 1517.93 (C=N), 2931.80 (-CH₃, Ar-CH₃), 1164.54 (O-CH₃), ¹HNMR (500 MHz; DMSO d₆; δ ppm): 2.3 (s, 3H, CH₃), 3.8(s, 3H, -OCH₃), 2.5 (d, 1H, -CH pyrazole), 3.4 (d, 1H, -CH pyrazole), 7.8-7.1 (m, 11H, Ar-H).

3,4-bis(4-methylphenyl)-2,5-diphenyl-7-(p-tolyl)-3,3a,3b,4,5,7-hexahydro-2H-pyrrolo[2,3-c:5,4-c']dipyrazole (5e): Brown solid; M.F: C₃₉H₃₅N₅; M P (°C): 90; Anal Cal.: C, 81.64; H, 6.15; N, 12.21; Found: C, 81.84; H, 6.85; N, 12.41; FTIR (KBr, cm⁻¹): 1554.63 (C=N), 3020.53 (CH₃, Ar-CH₃). ¹HNMR (500 MHz; DMSO d₆; δ ppm): 2.3 (s, 3H, CH₃), 2.5 (d, 1H, -CH pyrazole), 3.4 (d, 1H, -CH pyrazole), 7.8-7.1 (m, 9H, Ar-H).



RESULT AND DISCUSSION

Chemistry

The chalcone **3a-e** required for synthesis of phenyl substituted pyrazoline is synthesized from cyclic imides **1** by reaction with substituted benzaldehydes **2a-e** in solid phase solvent free condition in presence of neutral alumina in microwave oven. The I.R band appears at 1705 cm^{-1} indicate the formation of $\alpha \beta$ unsaturated carbonyl compounds. The bis-heterocyclic chalcone on treatment with two moles of phenyl hydrazine **4** leading through cyclisation and furnished in to phenyl substituted pyrazole derivatives **5a-e**. The I.R band of 1705 cm^{-1} for carbonyl carbon is disappeared and new band of I.R stretching frequency is obtained at 1545 cm^{-1} is an indication for formation of pyrazoline ring system. The ^1H NMR signals appeared at 2.5 δ and 3.4 δ indicates the presence of -CH protons this is an evidence of cyclisation and formation of phenyl substituted pyrazoline which is shown in scheme **1**.

Microbial evaluation

All synthesized phenyl substituted pyrazoline derivatives were evaluated for antibacterial activity for that purpose selective pathogenic bacteria strain of gram positive and gram negative bacteria were used. The DMSO was used as solvent to prepare aliquots of compounds **5a-e** and the final concentration 100µg per disc was adjusted. The disc diffusion method was used to evaluate antibacterial activity. For this, nutrient agar was employed as culture media. The results were obtained in the form of zone of inhibition and were noted after the period of incubation (at 37 °C for 24-28 hrs). The zone of inhibitions was measured in mm and the data is presented in table-1. Comparison of antibacterial activities of synthesized phenyl dipyrazole derivatives with standard antibiotic chloramphenicol is shown in graph 1.

Table 1: It shows antibacterial activity in form of zone of inhibition in mm.

Sr.no	Sample code	MIC100µg per disc			
		Gram +Ve		Gram -Ve	
		<i>S.aureus</i>	<i>B.subtilis</i>	<i>E.coli</i>	<i>P.aeruginosa</i>
1	5a	-	-	6.78	-
2	5b	6.51	-	7.07	-
3	5c	13.14	13.20	6.51	-
4	5d	6.61	-	7.20	-
5	5e	18.72	20.18	6.79	-
Std	Choramphenicol	18.43	22.56	22.80	14.19

Note: ‘-’ means no zone of inhibition.

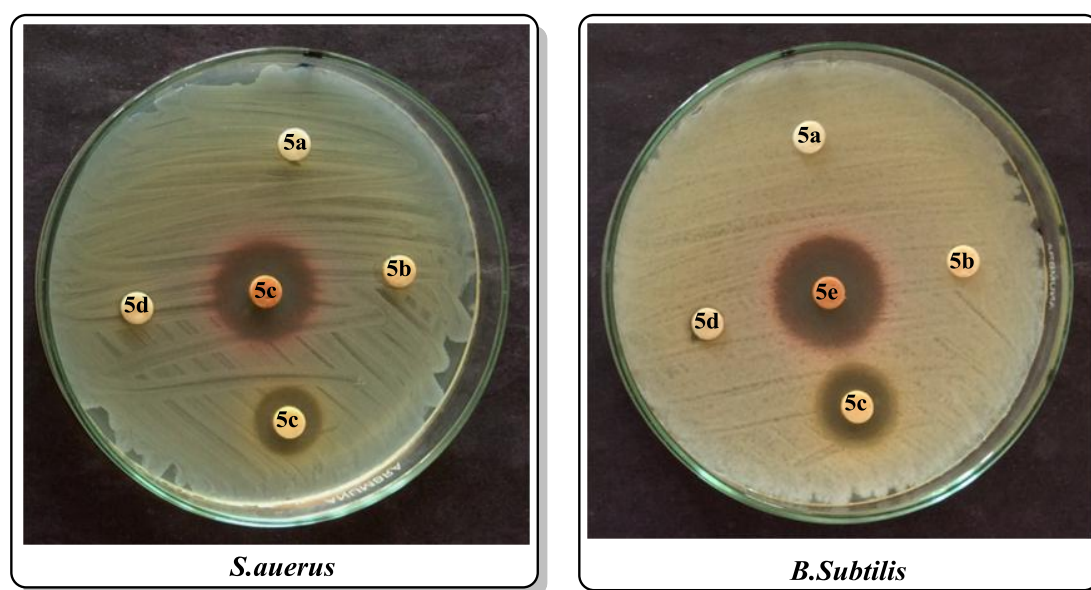
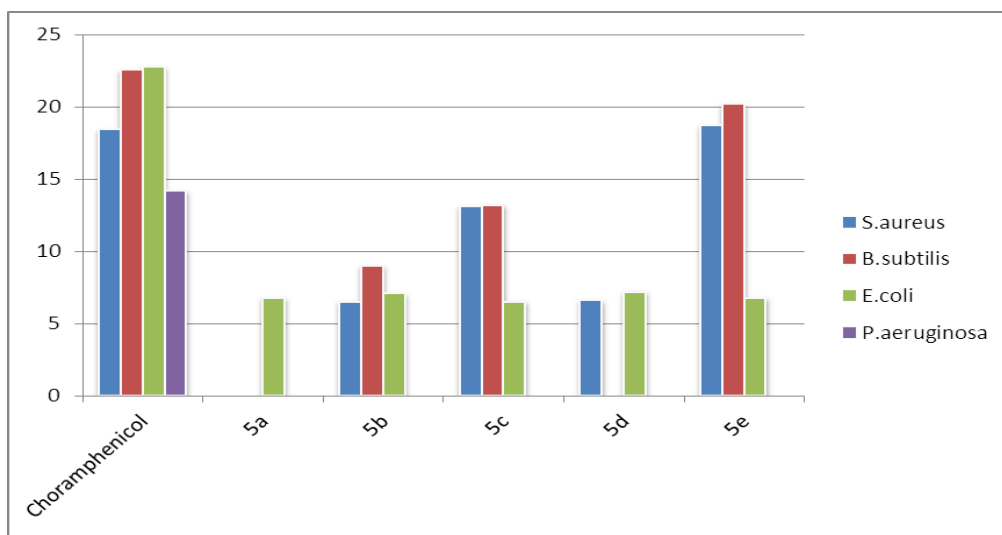


Fig. 1: Agar plates Shows zone of inhibition of compounds 5c and 5e at 100 µg/ml concentrations.



Graph 1: Shows antibacterial activity in form of zone of inhibition in mm.

CONCLUSION

The above study concluded that synthesis of phenyl pyrazole derivatives in solid phase solvent free condition gave in high yield of products in very short period of time. The antibacterial evaluation of synthesized compounds concluded that 3,4-bis(2-chlorophenyl)-2,5-diphenyl-7-(p-tolyl)-3,3a,3b,4,5,7-hexahydro-2H-pyrrolo[2,3-c:5,4-c']dipyrazole (**5c**) shown good antibacterial activities against *S.aureus* and *B.subtilis*. The compound 3,4-bis(4-methyl phenyl)-2,5-diphenyl-7-(p-tolyl)-3,3a,3b,4,5,7-hexahydro-2H-pyrrolo[2,3-c:5,4-c']dipyrazole (**5e**) showed promising antibacterial activities against *B.subtilis* and exhibited potent antibacterial activities against *S.aureus*.

ACKNOWLEDGEMENTS

Authors are thankful to Department of chemistry of Savitribai Phule University pune for providing spectral analysis facilities and Department Microbiology of R.C.Patel College Shirpur for providing Antimicrobial evaluation facilities.

REFERENCES

1. Varghese B, Al-Busafi SN, Fakhreladin OS, ZAl-kindy SM. Unveiling a versatile heterocycle: pyrazoline-A review. Royal society of chemistry, 2017; 7: 46999-47016.
2. Jina M, Liang YJ, Lua R, Chuai X, Zhao XY, Zhang HJ. Synthesis and properties of photoluminescence of pyrazoline derivatives. Syn Met, 2004; 140: 37-41.
3. Turan ZG, Chevallet P, Kilic TS, Erolic K. Synthesis of some thiazolyl-pyrazoline derivatives and primarily investigation of their hypotensive activity. European journal of medicinal chemistry, 2000; 35: 635-641.

4. Shigh A, Rana AC, Synthesis and anticonvulsant activity of 1-[(4,5-dihydro-5-phenyl-3-(phenyl amino) pyrazol-1-yl)] ethanone derivatives. *Journal of chem Pharm Res.*, 2010; 2: 505-511.
5. Siddiqui NJ, wasake C, Mohammad I. Synthesis antimicrobial and antioxidant activities of some novel flavones pyrazoline derived from chalcones, *Indian journal of chemical sciences*, 2017; 5(1): 43-49.
6. Barsoum FF, Girgis AS. Facile synthesis of bis (4,5-dihydro-1H-pyrazole-1-carboxamides) and their thio-analogus of potential PGE2 inhibitory properties. *European journal of medicinal chemistry*, 2008; 15: 1-6.
7. Desai SS, Sastry VG, Malpani A, Singh K. Synthesis and characterization of antimicrobial and antitubercular activity some pyrazoline derivatives from chalcones bearing indane-1,3-dione as nucleus. *Int J Res Dev Pharm Life Sci.*, 2017; 6(2): 2530-2534.
8. Bekhit AA, Haimanot T, Hymete A. Evaluation of some 1H- pyrazole derivatives as a dual acting antimalarial and anti-leishmanial agents, *Pak journal of pharm Sci.*, 2014; 27(6): 1767-1773.
9. Ozedemir Z, Kandilci HBK, Gumusxel B, Unsalalisx, Bilgin AA. Synthesis and studies on antidepressant and anticonvulsant activities of some 3-(2-furyl)-pyrazoline Derivatives. *European journal of medicinal chemistry*, 2007; 42: 373-379.
10. Tuha A, Bekhit AA, Seid Y. Screening of some derivative as promising antihelminial agent, 2017; 11(2): 32-37.
11. Bole SB, Nargund LVG, Nargund R, Devaraju KS, Vedmurthy AB. Synthesis of substituted fluoro pyrazole for antibacterial and anti-oxidant activity. *International journal of pharmaceutical research*, 2011; 3(6): 161-166.
12. Patel VI, Patel B. Synthesis and study of some pyrazole derivatives as antitubercular agent. *Int J Pharma Bio science*, 2010; 1(4): 453-458.
13. Palaska E, Erol D, Demirdamer R. Synthesis and antidepressant activities of some 1,3,5-triphenyl-2-pyrazolines. *European journal of medicinal chemistry*, 1996; 31: 43-47.
14. Lv PC, Li HQ, Sun J, Zhou Y, Zhu HL. Synthesis and biological evaluation of pyrazole derivatives containing thiourea skeleton as anti-cancer agent. *Bioorganic Med Chem.*, 2010; 18: 4606-4614.
15. Dmytro H, Borys Z, Olexander V, Lucjusz Z, Andrzej G, Roman L. Synthesis of novel thiazolone-based containing pyrazoline moiety and evaluation of their anticancer activity, *European journal of medicinal chemistry*, 2009; 44: 13966-1404.

16. Solankee A, Solankee S, Patel G. Synthesis and antibacterial evaluation of some novel isoxazole and pyrazoline derivatives, *Rasayan journal of chemistry*, 2008; 3: 581-585.
17. Dhiware RS, Rajput SS. Synthesis and antibacterial activity of five membered cyclic imide derivatives of Mono, di, and tri substituted aromatic amine and naphthyl amine, *World Journal of Pharmaceutical Research*, 2015; 4(6): 1650-1658.
18. Rajput SS, Patole SS. Synthesis and uses of Chalcone in Heterocyclic Synthesis, *World Journal of Pharmaceutical Research*, 2015; 4(7): 1566-1591.
19. Patole SS, Rajput SS. Microwave assisted synthesis of potent antifungal bis-heterocyclic chalcone from N-substituted succinamide, *International journal of green and herbal chemistry*, 2018; 7(1): 17-25.