

OPTIMIZATION OF PHYSICAL CONDITIONS FOR L-THREONINE PRODUCTION BY AN α,ϵ -DIAMINOPIMILIC ACID AND THIAMINE-HCL DUAL AUXOTROPHIC MUTANT *CORYNEBACTERIUM GLUTAMICUM* X1870

***Subhadeep Ganguly**

Department of Physiology, Vidyasagar College, 39, Sankar Ghosh Lane, Kolkata-700006.

Article Received on
28 June 2019,

Revised on 18 July 2019,
Accepted on 08 August 2019,
DOI: 10.20959/wjpr201910-15647

***Corresponding Author**

Subhadeep Ganguly

Department of Physiology,
Vidyasagar College, 39,
Sankar Ghosh Lane,
Kolkata-700006.

ABSTRACT

The production of L-threonine by α,ϵ -diaminopimilic acid and thiamine-HCl dual auxotrophic mutant *Corynebacterium glutamicum* X1870 was studied by optimizing different physical conditions. Production was increased significantly from 10.7mg/ml to 15.1 mg/ml with pH, 6.0; temperature, 29⁰C; fermentation time, 96h; volume of medium, 30 ml and inoculums size, 4%.

KEYWORDS: L-threonine, α,ϵ -diaminopimilic acid, thiamine-HCl, dual auxotrophic, *Corynebacterium glutamicum*.

INTRODUCTION

L-threonine is an essential amino acid, used as a food supplement to improve their nutritive quality.^[1] Due to its huge market demand, commercial production using chemical synthesis has been started several decades ago, however production of stereo-specific L-threonine using microorganisms has gained superiority over its chemical synthesis.^[2] Several microbial strains have been examined.^[2-4]

A new auxotrophic mutant of *Corynebacterium glutamicum* has been developed in our previous experiment.^[5] Different physical conditions also affect the microbial growth and production of amino acids.^[6,7] As each bacterium has a definite range of culture conditions for their maximum growth and optimum productivity, it is essential to optimize culture conditions to maximize the productivity. The present study was aimed to improve the productivity by optimizing the physical conditions.

MATERIALS AND METHODS

Microorganism and mutagenesis: A high L-threonine yielding strain of *Corynebacterium glutamicum* was developed by induced mutation using UV irradiation followed by penicillin selection. A high L-threonine yielding α,ϵ diaminopimelic acid and thiamine-HCl dual auxotrophic mutant strain *Corynebacterium glutamicum* X1870 was developed which could accumulate 10.7 mg/ml L-threonine before optimization.^[8]

Composition of growth medium and preparation of inoculum: The growth medium is composed of glucose, 1%; urea, 0.8%; beef extract, 0.3%; yeast extract, 0.2%; $MgSO_4 \cdot 7H_2O$, 0.002%; water, 1L and the pH was adjusted to 7.0.^[8]

Medium for L-threonine production: The composition of the production medium was: glucose, 10%; urea, 1%; KH_2PO_4 , 0.1%; K_2HPO_4 , 0.1%; $MgSO_4 \cdot 7H_2O$, 0.02%; thiamine-HCl, 60 μ g/L; DAP, 60mg/L; water, 1L and pH was adjusted to 7.0.^[8]

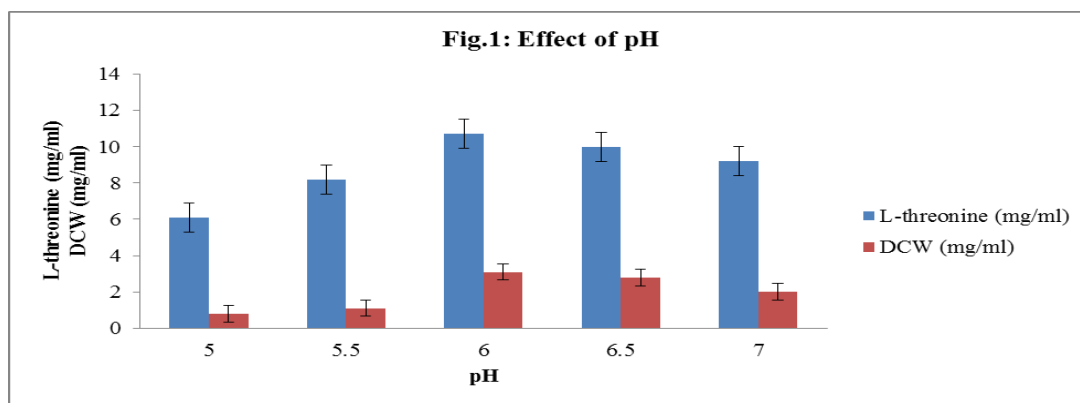
Analysis for L-threonine: Descending paper chromatography was employed for the detection of L-threonine followed by quantification.^[8-10]

Estimation of dry cell weight: After centrifugation, the bacterial cell precipitate was washed twice with double distilled deionized water and dried at 100°C to attain constant dry cell weight.^[11]

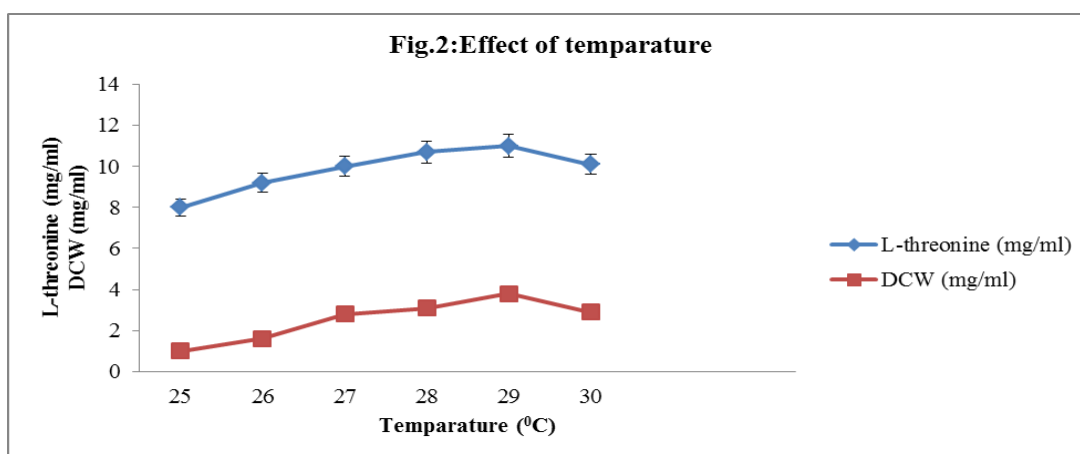
Statistical analysis: All data were analyzed using software 'Prism 4.0' (graph pad Inc., USA). One way ANOVA Dunnett's post hoc multiple comparison test were done. Values were expressed as mean \pm SEM, where n=6.

RESULTS AND DISCUSSION

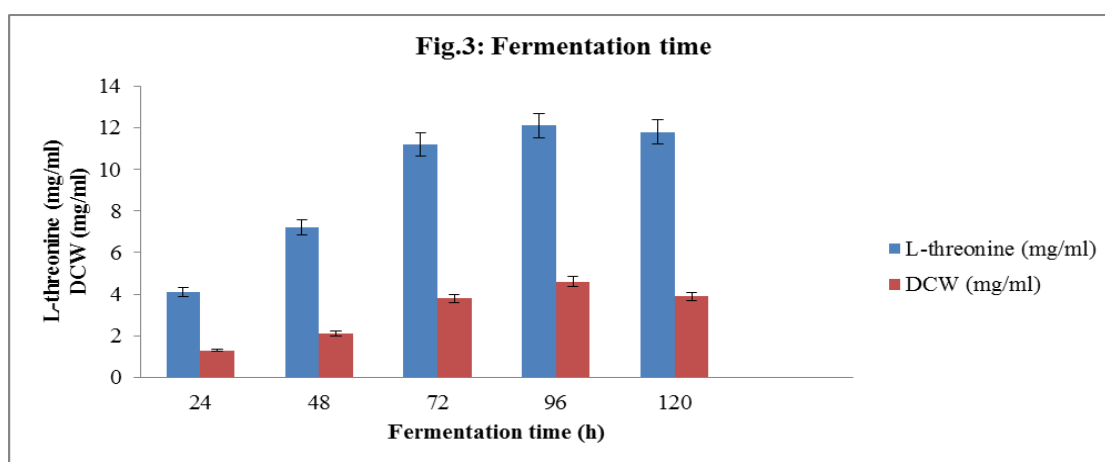
Effect of initial pH: Microbial growth is sensitive to pH and on the other hand, growth changes the pH of the production medium due to accumulation of secondary metabolites.^[12-15] It also influences the transport of the L-amino acids across the microbial cell membrane.^[16] The pH of the production medium was adjusted using 0.1(N) HCl and 0.1(N) NaOH. The optimum pH for L-threonine production was determined among five different pH (5.5, 6, 6.5, 7 and 7.5) and maximum production was obtained with maximum cell growth at pH 6.0 (Fig.1). Ganguly and Banik (2010) obtained maximum L-glutamic acid using a mutant *Micrococcus glutamicus* AB100 at pH 6.5.^[17] *Micrococcus glutamicus* SG300 produced maximum L-lysine in the fermentation broth at pH 7.5.^[18]



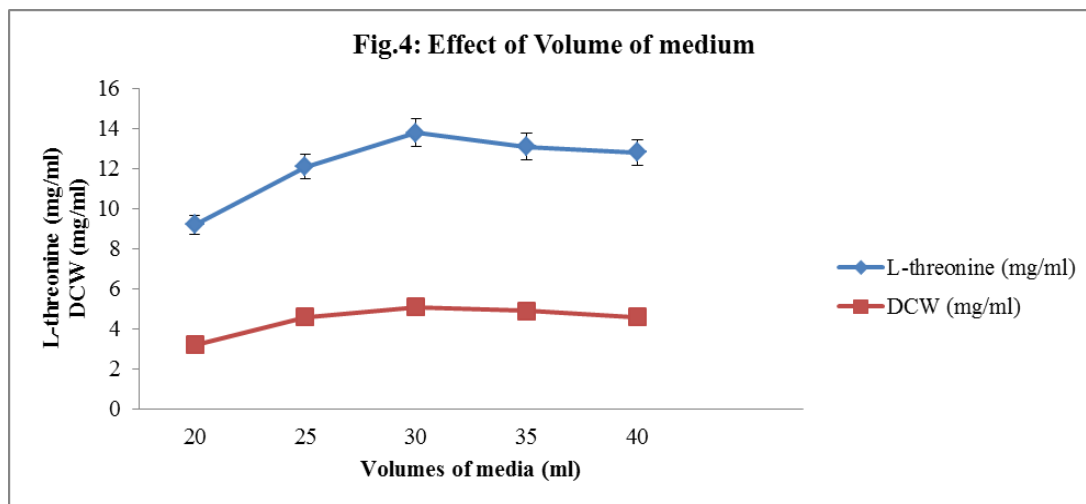
Effect of temperature: Growth of a microorganism is a function of temperature as it controls metabolism.^[19] Change in temperature alters the utilization of metabolites and thus growth pattern.^[20] In this present study, maximum productivity was obtained with 29°C (Fig.2).



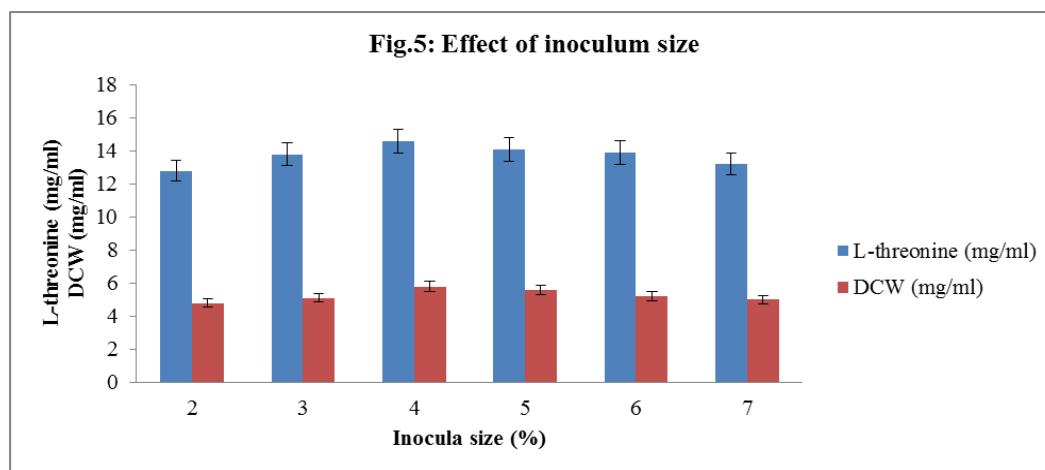
Effect of fermentation time: To determine the optimum fermentation time, the bacterial culture was incubated for 24-120h. Optimum growth and productivity was obtained with 96h of incubation (Fig.3).



Effect of volume of medium: Too much volume of medium may dilute the product, whereas too low medium may give insufficient nutrient supply.^[21] In this present study, maximum production was obtained with 30ml of volume of medium (Fig.4).



Effect of inoculum size: Inoculum size has a significant influence on L-amino acid fermentation.^[22] Smaller inoculums size increases the growth period as it gives insufficient biomass.^[23] In this present study, maximum productivity was obtained with 4% inoculums size with 4×10^8 cells (Fig.5).



Kase et al (1971) studied the potency of an isoleucine revertant KY8280 for L-threonine production at 30°C for 72h of incubation on a vertical rotary shaker.^[24] Lee et al (2006) optimized the production of L-threonine by a mutant strain of *E.coli* with 24h incubation at 30°C.^[25] Very recently Lee et al (2018) used *E. coli* for L-threonine production at 37°C for 24h of incubation.^[26]

CONCLUSION

The present study revealed that, L-threonine production by the mutant *Corynebacterium glutamicum* X1870 was greatly influenced by different physical conditions. Production was significantly ($p < 0.01$) increased from 10.7mg/ml to 15.1 mg/ml after optimization.

ACKNOWLEDGEMENT

Author expresses his great gratitude to Professor Kunja Bihari Satapathy, D.Sc, formerly PG department of botany, Utkal University, Odisha for allowing necessary Laboratory support.

REFERENCES

1. Wang, J., Cheng, L.K. and Chen, N. High level of production of L-threonine by recombinant *Escherichia coli* with combined feeding strategies. *Biotechnology and Biotechnology Equipment*, 2014; 28(3): 495-501.
2. Chen, N., Helang, J., Feng, Z.B., Yu, L., Xu, Q.Y. and When, T.Y. Optimization of fermentation conditions for the biosynthesis of L-threonine by *Escherichia coli*. *Appl. Biochem. Biotechnol*, 2009; 158(3): 595-604.
3. Kim, Y.H., Park, J.S., Cho, J.Y., Cho, K.M., Park, Y.H. and Lee, J. Proteomic response analysis of a threonine overproducing mutant of *Escherichia coli*. *Biochem J*, 381(3): 823-829.
4. Lee, M.H., Lee, H.W., Park, J.H., Ahn, J.O., Jung, J.K. and Hwang, Y.I. Improved L-threonine production of *Escherichia coli* mutant by optimization of culture conditions. *J. Biosci. Bioeng*, 2006; 10(2): 12-130.
5. Ganguly, S., Ghosh Chaudhuri, A., Banik, A.K. and Satapathy, K.B. Enhanced production of L-threonine by an α, ϵ -diaminopimilic acid and thiamine-HCl dual auxotrophic mutant *Corynebacterium glutamicum* X1870. *J. Indian Chem. Soc*, 95(8): 975-979.
6. Wang, J.S., W.L. Chang and T.Y. Liu. Manufacturing of lysine by *Brevibacterium* sp. in a lab scale fermenter. *Chem. Abs*, 1991; 121: 108-120.
7. Coello, N., E. Montiel, M. Concepcion and P. Christen. Optimization of a culture medium containing fish silage for L-lysine production by *Corynebacterium glutamicum*. *Bioresource Technol*, 2002; 85: 207-211.
8. Ganguly, S., Ghosh Chaudhuri, A., Banik, A.K. and Satapathy, K.B. Enhanced production of L-threonine by an α, ϵ -diaminopimilic acid and thiamine-HCl dual

- auxotrophic mutant *Corynebacterium glutamicum* X1870. J. Indian Chem. Soc, 2018; 95: 975-979.
9. Chinard, F.P. Photometric estimation of proline and ornithine. J. Biol. Chem, 1952; 199: 91-95.
 10. Ganguly, S. and Banik, A.K. Induced mutation and Selection of High yielding strain of *Micrococcus glutamicus* for glutamic acid production. J. Indian Chem. Soc, 2010; 87: 717-721.
 11. Shah, A.H., Hameed, A. and Khan, G.M. Fermentative Production of L-Lysine: Bacterial Fermentation-I. Journal of Medical Sciences, 2002; 2: 152-157.
 12. Nampoothiri, K.M. and Pandey, A. Effect of different carbon sources on growth and glutamic acid fermentation by *Brevibacterium* species. J. Basic Microbiol, 1995; 35: 249-254.
 13. Nampoothiri, K.M. and Pandey, A. Glutamic acid fermentation by *Brevibacterium* DSM 204. Food Sci. Technol, 1995; 32: 406-408.
 14. Kitai, J., Tone, H., Sasaki, H., Miyaji, M. and Yamanoi, A. Amino acid accumulation and bacteria. Amino acids, 1960; 3: 50.
 15. Malin, B. and Westhead, J.j. Production of L-tryptophan by microbial processes. Biochem. Microbiol. Technol. Eng, 1961; 1: 49.
 16. Kelle, R. Langer, B., Brunzema, C., Wenster, B.D., Kramer, R. and Wandrey, C. Reaction engineering analysis of L-lysine transport by *Corynebacterium glutamicum*. Biotechnol. Bioeng, 1996; 51: 40-50.
 17. Ganguly, S. and Banik, A.B. Optimization of some physical and chemical parameters for the production of L-glutamic acid by mutant strain of *Micrococcus glutamicus* AB100. Ind. J. Physiol. and Allied Sci, 2010; 64: 19-35.
 18. Ganguly, S. and Satapathy, K.B. Optimiation of Physical Environment and some Nutrients for The production of L-lysine by a mutant *Micrococcus glutamicus* SG300. European Journal of Biomedical and Pharmaceutical Sciences, 2015; 2: 919-925.
 19. Hilliger, M., Haenel, F. and Menz, J. Influence of temperature on growth and L-lysine formation in *Corynebacterium glutamicum*. Z. Alleg. Microbiol, 1984; 24: 437-441.
 20. Yamada, K., Kinoshita, S., Tsunoda, T. and Aida, K. Microbial production of Amino acids. Kodansha, Tokyo.
 21. Nakayama, K., Kitadah, S., Setoand, Z. and Kinoshita, K. Induction of nutritionl mutant of glutamic acid producing bacteria and their amino acid accumulation. J. Gen. Appl. Microbiol, 1961; 7: 41-51.

22. Hsiao, Y., Enei, H. and Shibai, H. L-glutamic acid fermentation. In: Comprehensive biotechnology, Yong, M.M. (Ed), Pergamon Press, Inc. Oxford, 1996; 593-594.
23. Broquist, H.P., Stiffey, V. and Albrecht, A.M. Enzymatic production of L-amino adipic acid: Relation to lysine biosynthesis. Applied Microbiology, 1961; 9: 1.
24. Kase, H., Tanaka, H. and Nakayama, K. Studies on L-threonine Fermentation. Part I. Production of L-threonine by Auxotrophic Mutants of various bacteria. Agr. Biol. Chem, 1971; 35: 2089-2096.
25. Lee, M.H., Lee H.W., Park, J.H., Ahm, J.O., Jung, J.K. and Hwang, Y. Improved L-threonine production of Escherichia coli mutant by optimization of culture conditions. Journal of Bioscience and Bioengineering, 101: 127-130.
26. Lee, H.W., Lee, H.S., Kim, C.S., Lee, J.G., Kim, W.K., Lee, E.G. and Lee, H.W. Enhancement of L-Threonine Production by Controlling Sequential Carbon-Nitrogen Ratios during Fermentation. Journal of Microbiology and Biotechnology, 2018; 28: 293-297.